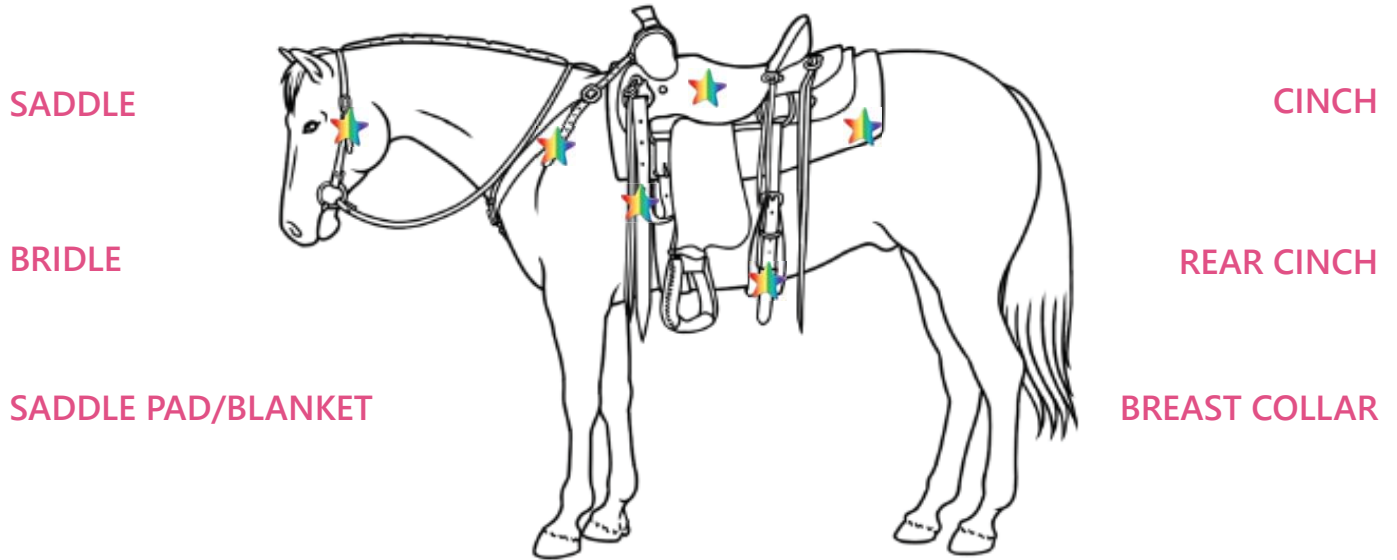


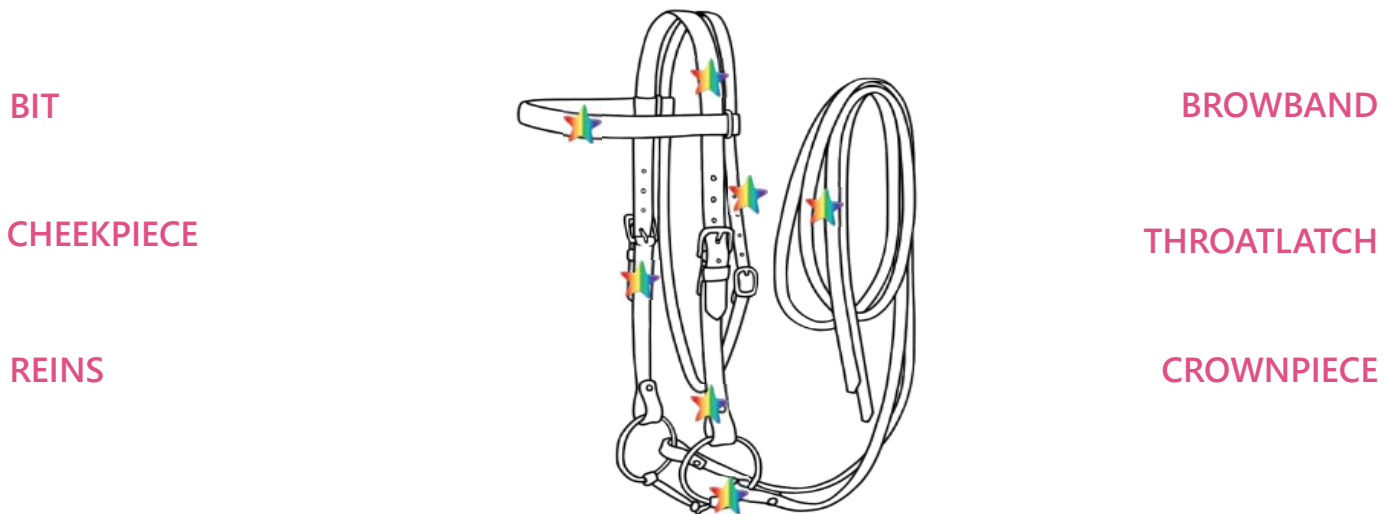
HorseSense Learning Levels

RAINBOW LEVEL - WESTERN TACK WORKSHEET - PG 1

We ride horses using special equipment we call **tack**.
How many pieces of tack do you know by name?
Draw a line from each term to the correct tack on the drawing:



The bridle goes on the horse's head.
It helps us **communicate** with the horse and ask him to stop and turn.



Can you draw a line from each term to the correct part of the bridle?

HorseSense Learning Levels

RAINBOW LEVEL - WESTERN TACK WORKSHEET - PG 2

The **saddle** goes on the horse's back. It keeps us off the horse's spine when we ride, which is more comfortable for us AND the horse!

SEAT

HORN

POMMEL

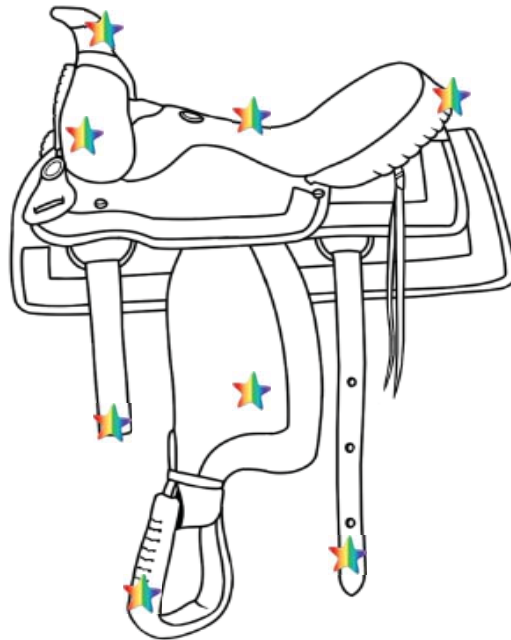
CANTLE

STIRRUP

LATIGO

REAR BILLET


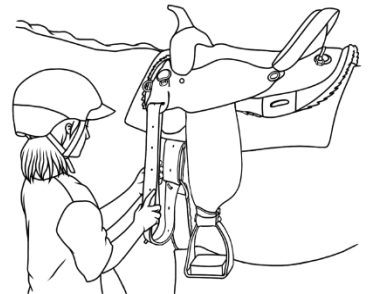
FENDER



The saddle sits on top of the _____.

A strap called the _____ goes around the horse's belly. It buckles to the **latigo strap** to hold the saddle in place. Then we tie a **latigo knot** to make sure it is secure.

Make sure the _____ is snug before you ride!



It can be dangerous to tie up a horse with a bridle on.

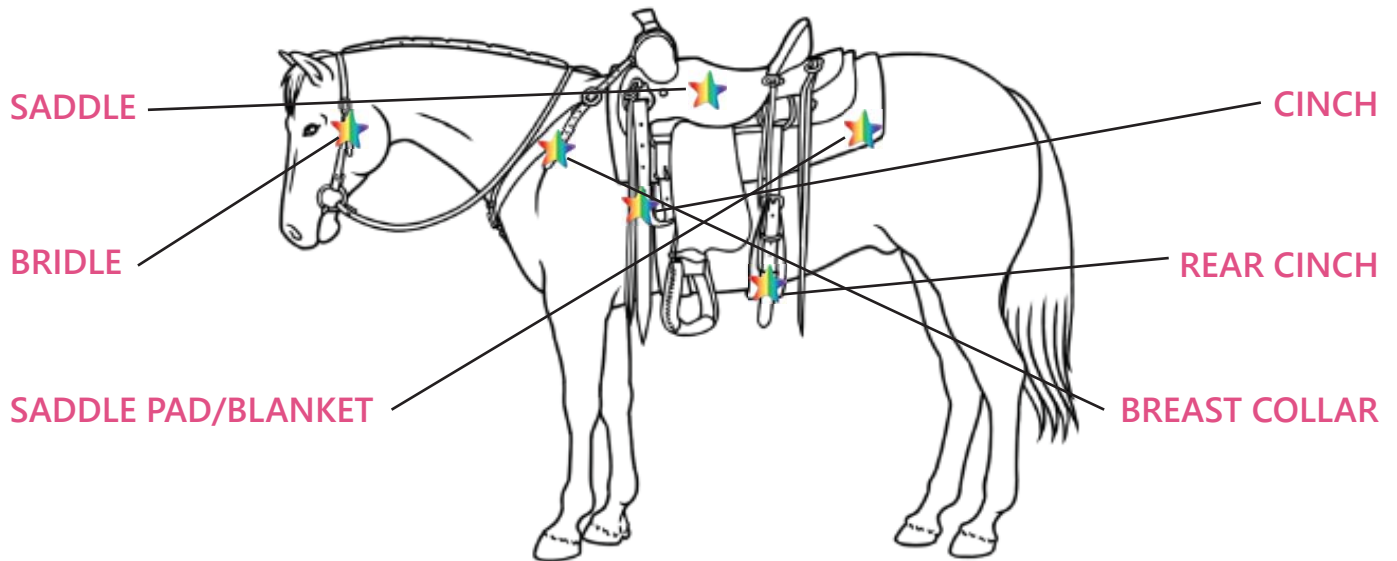
When you groom a horse, tie him or lead him, he should wear a properly-fitted _____ and a _____.

Don't forget to put your tack away neatly when you are done!

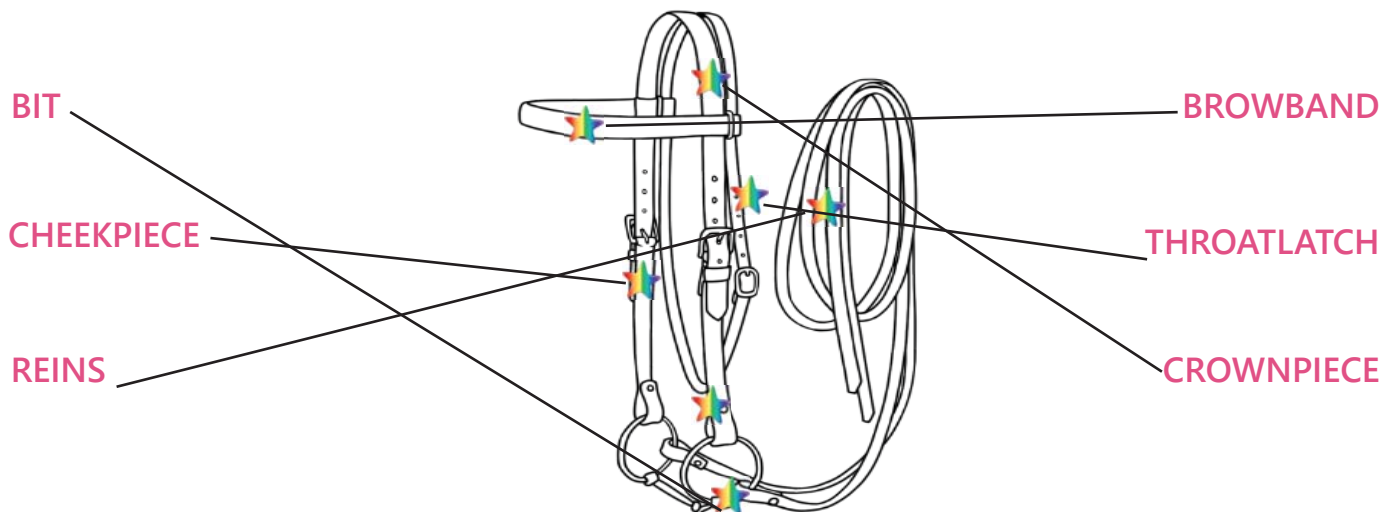
HorseSense Learning Levels

WESTERN TACK WORKSHEET - ANSWER KEY - PG 1

We ride horses using special equipment we call **tack**.
How many pieces of tack do you know by name?
Draw a line from each term to the correct tack on the drawing:



The bridle goes on the horse's head.
It helps us **communicate** with the horse and ask him to stop and turn.

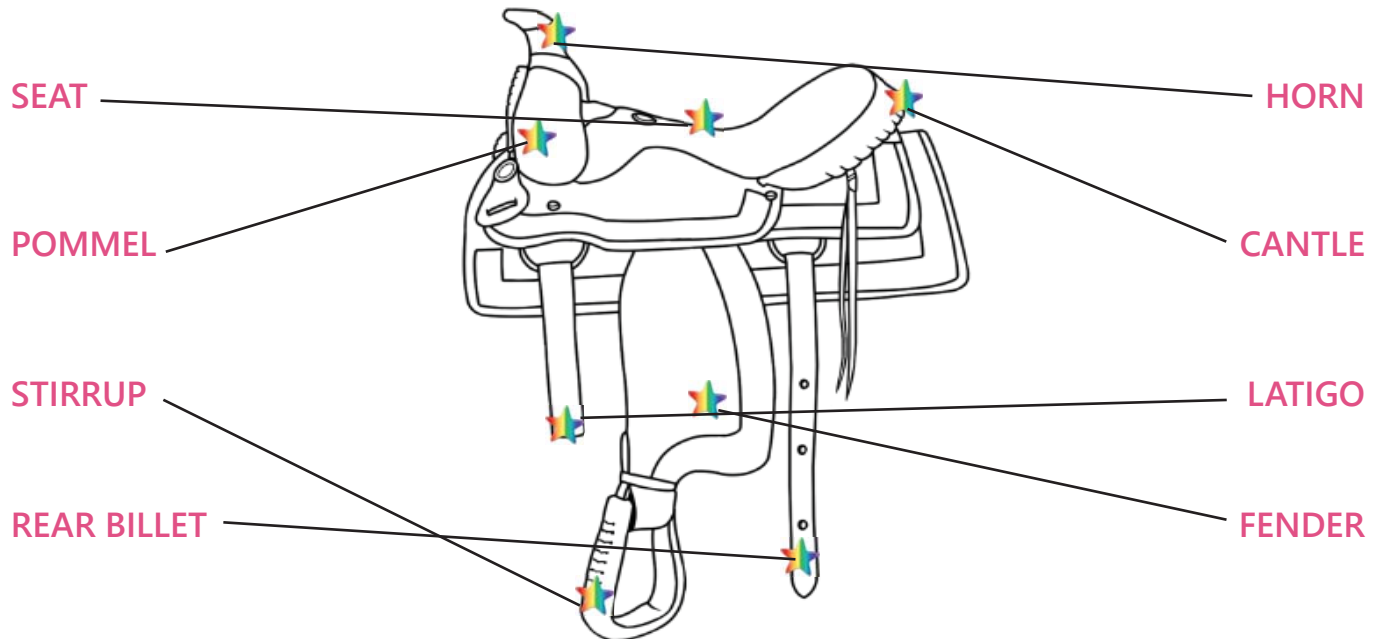


Can you draw a line from each term to the correct part of the bridle?

HorseSense Learning Levels

WESTERN TACK WORKSHEET - ANSWER KEY - PG 2


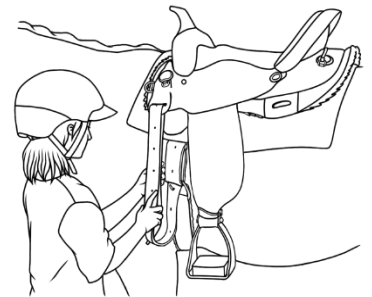
The **saddle** goes on the horse's back. It keeps us off the horse's spine when we ride, which is more comfortable for us AND the horse!



The saddle sits on top of the **saddle pad or blanket**.

A strap called the **cinch** goes around the horse's belly. It buckles to the **latigo strap** to hold the saddle in place. Then we tie a **latigo knot** to make sure it is secure.

Make sure the **cinch** is snug before you ride!



It can be dangerous to tie up a horse with a bridle on.

When you groom a horse, tie him or lead him, he should wear a properly-fitted **halter** and a **lead rope**.

Don't forget to put your tack away neatly when you are done!